



Electronic Pressure Transmitter in ATEX Version

HDA 4100



Description:

The pressure transmitter HDA 4100 in ATEX version has been specially developed for use in potentially explosive atmospheres and is based on the HDA 4000 series.

As with the industry model, the HDA 4100 in ATEX version has a ceramic measurement cell with thick-film strain gauge for measuring absolute pressure in the low pressure range.

Intended areas of application are, for example, in the oil and gas industry, in mining, on gas turbines or in locations with high levels of dust, e.g. in mills.

Protection types and zones:

I M1 EEx ia
 II 1G EEx ia IIC T6
 II 1/2G EEx ia IIC T6
 II 2G EEx ia IIC T6
 II 3G EEx nL IIC T4
 II 3G EEx nA II T4 IP65

II 1D IP6X T80°C
 II 3D IP6X T80°C

Special features:

- Accuracy $\leq \pm 0.5\%$ FS typ.
- Certificates:
 KEMA 05ATEX1016 X
 KEMA 05ATEX1021
- Output signal 4 .. 20 mA
- Very small temperature error
- Excellent EMC characteristics
- Excellent long-term characteristics

Technical specifications:

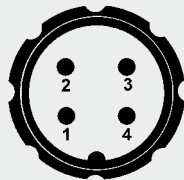
Input data	
Measuring ranges	1; 2.5 bar
Overload pressures	3; 8 bar
Burst pressure	5; 12 bar
Mechanical connection	G1/4 A DIN 3852
Torque value	20 Nm
Parts in contact with medium	Sensor: Ceramic Mech. connection: 1.4571 (1.4462) Seal: FPM / EPDM
Output data	
Output signal, permitted resistance	4 .. 20 mA, 2 conductor $R_{Lmax} = (U_B - 10 V) / 20 \text{ mA} [\text{k}\Omega]$
Accuracy to DIN 16086, Max. setting	$\leq \pm 0.5\%$ FS typ. $\leq \pm 1\%$ FS max.
Accuracy at min. setting (B.F.S.L.)	$\leq \pm 0.25\%$ FS typ. $\leq \pm 0.5\%$ FS max.
Temperature compensation	$\leq \pm 0.02\%$ FS / °C typ.
Zero point	$\leq \pm 0.03\%$ FS / °C max.
Temperature compensation Over range	$\leq \pm 0.02\%$ FS / °C typ. $\leq \pm 0.03\%$ FS / °C max.
Non-linearity at max. setting to DIN 16086	$\leq \pm 0.5\%$ FS max.
Hysteresis	$\leq \pm 0.25\%$ FS max.
Repeatability	$\leq \pm 0.1\%$ FS
Rise time	$\leq 1 \text{ ms}$
Long-term drift	$\leq \pm 0.3\%$ FS typ. / year
Ambient conditions	
Compensated temperature range	T6 / T80: -20 .. +60 °C / T4: -20 .. +85 °C
Operating temperature range	T6 / T80: -20 .. +60 °C / T4: -20 .. +85 °C
Max. ambient temperature T _a	T6 / T80: +60 °C / T4: +85 °C
Storage temperature range	-40 .. +100 °C
Media temperature range	T6 / T80: -20 °C .. +60 °C / T4: -20 °C .. +85 °C
CE mark	EN 61000-6-1 / 2 / 3 / 4 EN 60079-0 / 11 / 26 IEC 61241-11
Vibration resistance to DIN EN 60068-2-6 at 10 .. 500 Hz	$\leq 20 \text{ g}$
Protection class to DIN 40050	IP 65 (DIN 43650 and Binder 714 M18) IP 67 (M12x1, when an IP 67 connector is used)
Relevant data for Ex applications	
Supply voltage	12 .. 28 V DC
Max. supply current	100 mA
Max. supply capacity	up to 28 V: 1 W
Connection capacitance of the sensor	$\leq 12 \text{ nF}$
Inductance of the sensor	0 H
Housing isolation voltage	125 V AC (500 V AC on request)
Other data	
Residual ripple of supply voltage	$\leq 5\%$
Life expectancy	> 10 million cycles 0 .. 100 % FS
Weight	approx. 180 g

Note: Reverse polarity protection of the supply voltage, excess voltage, override, short circuit protection are available.

FS (Full Scale) = relative to the complete measuring range
 B.F.S.L. = Best Fit Straight Line

Pin connections:

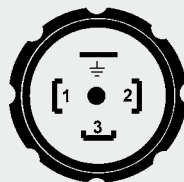
Binder series 714 M18



Pin HDA 4144-A

1	n.c.
2	Signal +
3	Signal -
4	n.c.

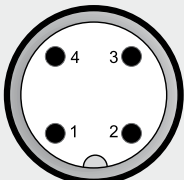
DIN 43650



Pin HDA 4145-A

1	Signal +
2	Signal -
3	n.c.
⊥	PE

M12x1



Pin HDA 4146-A

1	Signal +
2	n.c.
3	Signal -
4	n.c.

Areas of application:

Code Type code	1	1	1	7
Protection type	I M1 EEx ia	II 1G EEx ia IIC T6 II 1/2G EEx ia IIC T6	II 2G EEx ia IIC T6	II 3G EEx nL IIC T4
Certificate	KEMA 05ATEX1016X	KEMA 05ATEX1016X	KEMA 05ATEX1016X	KEMA 05ATEX1021
Zones/ Categories	Group I Category M1 Mining Protection type: intrinsically safe ia with barrier T _a : -20 .. 60 °C	Group II Category 1G, 1/2G Gases Protection type: intrinsically safe ia with barrier Use in Zone 0 Retrofit in Zone 0 T _a : -20 .. 60 °C	Group II Category 2G Gases Protection type: intrinsically safe ia with barrier Use in Zone 1 and 2 T _a : -20 .. 60 °C	Group II Category 3G Gases Protection type: nL Use in Zone 2 T _a : -20 .. 85 °C
Electrical connection	4, 5, 6	4, 5, 6	4, 5, 6	4, 5, 6

Units for protection types II 1D IP6X T80°C, II 3D IP6X T80°C and II 3G EEx nA II T4 IP65 are available on request. Please contact our technical sales department.

Model code:

HDA 4 1 4 X - A - XXXX A N X 000 - X 1

Mechanical connection

4 = G1/4 A DIN 3852 (male)

Electrical connection

4 = 4 pole Binder series 714 M18

(connector not supplied)

5 = 3 pole+ PE, DIN 43650

(connector supplied)

6 = M12x1, 4 pole
(connector not supplied)

Signal

A = 4 .. 20 mA, 2 conductor

Pressure ranges in bar

01.0; 02.5

Approval

A = ATEX

Isolation voltage *

N = 125 V AC (housing)

Protection types and zones (code) **

1 = I M1 EEx ia IIC T6

II 1G EEx ia IIC T6

II 1/2 G EEx ia IIC T6

II 2G EEx ia IIC T6

7 = II 3G EEx nL IIC T4

Modification number ***

000 = Standard

Seal material (in contact with fluid)

F = FPM seal (e.g.: for hydraulic oils)

E = EPDM seal (e.g.: for refrigerants)

Material of connection (in contact with fluid)

1 = stainless steel

Notes:

* Units with a housing isolation voltage of 500 V AC are available on request.

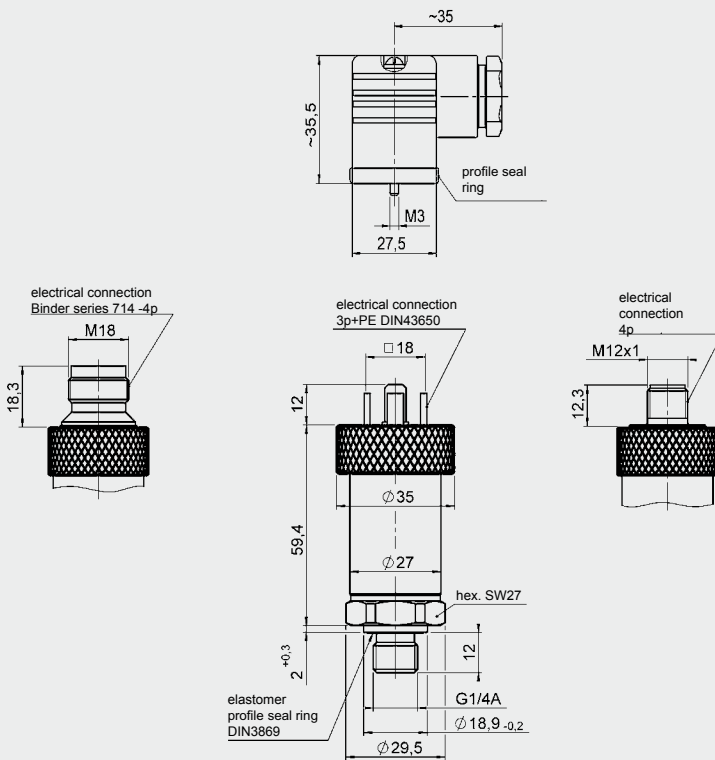
** Units for protection types II 1D IP6X T80°C, II 3D IP6X T80°C and II 3G EEx nA II T4 IP65 are available on request.

*** On units with a different modification number, please read the label or the technical amendment details supplied with the unit.

Accessories:

Appropriate accessories, such as electrical connectors can be found in the Accessories section.

Dimensions:



Note:

The information in this brochure relates to the operating conditions and applications described.
For applications or operating conditions not described, please contact the relevant technical department.
Subject to technical modifications.

