



## Electronic Pressure Transmitter HDA 4400

### Description:

The pressure transmitter series HDA 4400 has a pressure measurement cell with thin-film strain gauge on a stainless steel membrane.

The output signals 4 .. 20 mA or 0 .. 10 V allow for all HYDAC ELECTRONIC measurement and control devices as well as standard evaluation systems (e.g. PLC controls) to be connected.

The main areas of application are in the mobile or industrial sectors of hydraulics and pneumatics, particularly in applications with restricted installation space.

### Special features:

- Accuracy  $\leq \pm 0.5\%$  FS typ.
- Highly robust sensor cell
- Very small temperature error
- Excellent EMC characteristics
- Very compact design
- Persuasive price / performance ratio

### Technical specifications:

Input data	
Measuring ranges	16; 60; 100; 250; 400; 600 bar
Overload pressures	32; 120; 200; 400; 800; 1000 bar
Burst pressure	200; 300; 500; 1000; 2000; 2000 bar
Mechanical connection	G1/4 A DIN 3852
Torque value	20 Nm
Parts in contact with medium	Mech. connection: Stainless steel Seal: FPM
Output data	
Output signal, permitted resistance	4 .. 20 mA, 2 conductor $R_{Lmax} = (U_B - 10 \text{ V}) / 20 \text{ mA} [\text{k}\Omega]$ 0 .. 10 V, 3 conductor $R_{Lmin} = 2 \text{ k}\Omega$
Accuracy to DIN 16086, Max. setting	$\leq \pm 0.5\%$ FS typ. $\leq \pm 1\%$ FS max.
Accuracy at min. setting (B.F.S.L.)	$\leq \pm 0.25\%$ FS typ. $\leq \pm 0.5\%$ FS max.
Temperature compensation Zero point	$\leq \pm 0.015\%$ FS / °C typ. $\leq \pm 0.025\%$ FS / °C max.
Temperature compensation Over range	$\leq \pm 0.015\%$ FS / °C typ. $\leq \pm 0.025\%$ FS / °C max.
Non-linearity at max. setting to DIN 16086	$\leq \pm 0.3\%$ FS max.
Hysteresis	$\leq \pm 0.4\%$ FS max.
Repeatability	$\leq \pm 0.1\%$ FS
Rise time	$\leq 1 \text{ ms}$
Long-term drift	$\leq \pm 0.3\%$ FS typ. / year
Ambient conditions	
Compensated temperature range	0 .. +70°C
Operating temperature range	-25 .. +85 °C
Storage temperature range	-40 .. +100 °C
Fluid temperature range	-40 .. +100 °C
CE mark	EN 61000-6-1 / 2 / 3 / 4
Vibration resistance to DIN EN 60068-2-6 at 10 .. 500 Hz	$\leq 20 \text{ g}$
Protection class to DIN 40050	IP 65 (DIN 43650 and Binder 714 M18) IP 67 (M12x1, when an IP 67 connector is used)
Other data	
Supply voltage 2 conductor	10 .. 30 V DC
Supply voltage 3 conductor	12 .. 30 V DC
Residual ripple of supply voltage	$\leq 5\%$
Current consumption 3 conductor	approx. 25 mA
Life expectancy	> 10 million cycles 0 .. 100 % FS
Weight	approx. 145 g

Note: Reverse polarity protection of the supply voltage, excess voltage, override, short circuit protection are provided.

FS (Full Scale) = relative to the complete measuring range

B.F.S.L. = Best Fit Straight Line

## Model code:

HDA 4 4 4 X - X - XXX - 000

### Mechanical connection

4 = G1/4 A DIN 3852 (male)

### Electrical connection

4 = 4 pole Binder series 714 M18  
(connector not supplied)  
5 = 3 pole + PE, DIN 43650  
(connector supplied)  
6 = M12x1, 4 pole  
(connector not supplied)

### Signal

A = 4 .. 20 mA, 2 conductor  
B = 0 .. 10 V, 3 conductor

### Pressure ranges in bar

016; 060; 100; 250; 400; 600

### Modification number

000 = Standard

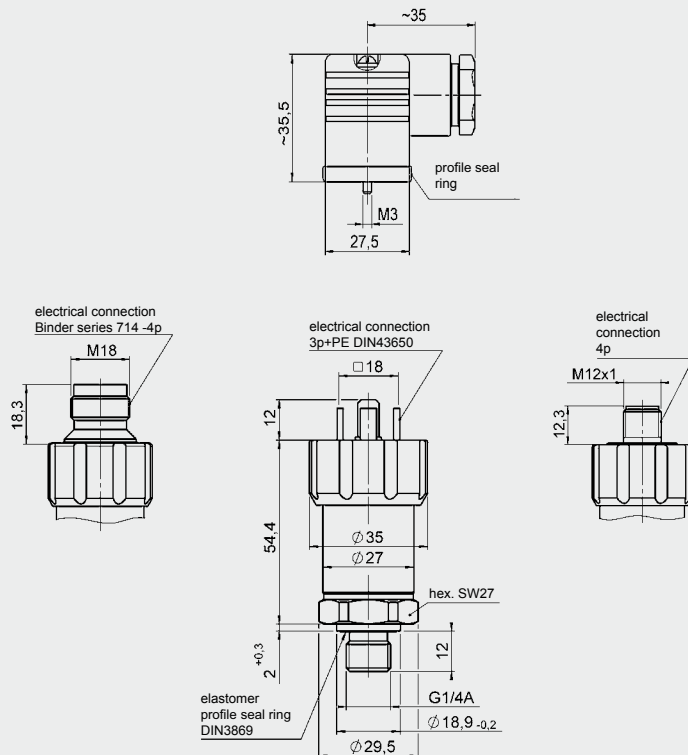
### Note:

On units with a different modification number, please read the label or the technical amendment details supplied with the unit.

### Accessories:

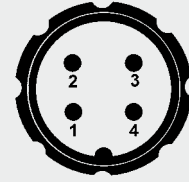
Appropriate accessories, such as electrical connectors, can be found in the Accessories section.

## Dimensions:



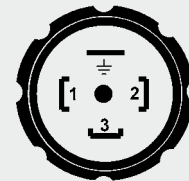
## Pin connections:

Binder series 714 M18



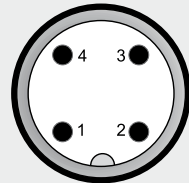
Pin	HDA 4444-A	HDA 4444-B
1	n.c.	+U <sub>B</sub>
2	Signal+	Signal
3	Signal-	0 V
4	n.c.	n.c.

DIN 43650



Pin	HDA 4445-A	HDA 4445-B
1	Signal+	+U <sub>B</sub>
2	Signal-	0 V
3	n.c.	Signal
⊥	PE	PE

M12x1



Pin	HDA 4446-A	HDA 4446-B
1	Signal+	+U <sub>B</sub>
2	n.c.	n.c.
3	Signal-	0 V
4	n.c.	Signal

### Note:

The information in this brochure relates to the operating conditions and applications described.

For applications and operating conditions not described, please contact the relevant technical department.

Subject to technical modifications.

**HYDAC** ELECTRONIC GMBH  
Hauptstraße 27, D-66128 Saarbrücken  
Telephone +49 (0)6897 509-01  
Fax +49 (0)6897 509-1726  
E-Mail: [electronic@hydac.com](mailto:electronic@hydac.com)  
Internet: [www.hydac.com](http://www.hydac.com)