



# Handles

## SW 06-22



## 1. DESCRIPTION

### 1.1. GENERAL

Handles are designed to switch ball valves.  
Two models are available:  
Clamped handle  
Bolt-on handle

### 1.2. FUNCTION

The handle is pushed onto the square end of the ball valve spindle and clamped to the square by means of a screw through the end of the handle. The bolt-on handle is screwed to the ball valve control spindle by means of a fixing bolt from above.

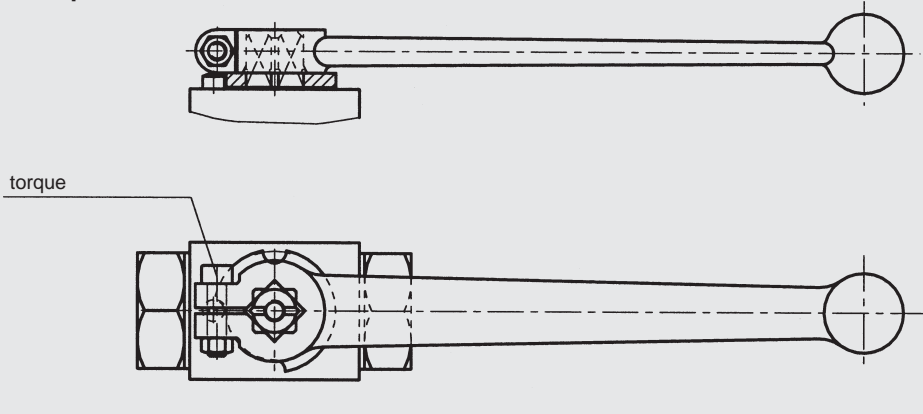
### 1.3. APPLICATION

Handles are used to switch shut-off valves/ball valves.

### 1.4. NOTE

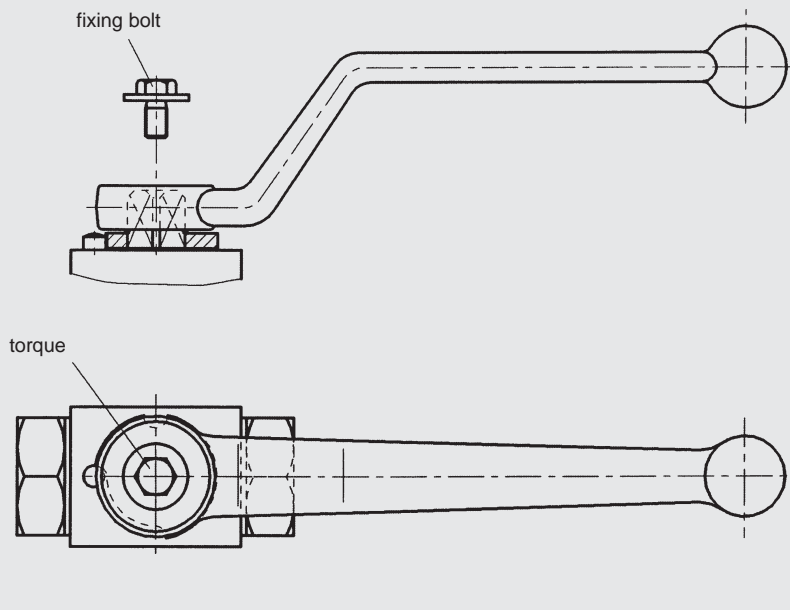
Both types of handle can be displaced by 45°. The fixing bolts for the bolt-on handles must be ordered separately.

#### Clamped handle



	SW 09	SW 12	SW 14	SW 17	SW 22
	M 5 x 20	M 5 x 20	M 6 x 30	M 6 x 30	M 8 x 40
Torque	3 Nm	3 Nm	5 Nm	7 Nm	10 Nm

#### Bolt-on handle



	SW 06	SW 09	SW 12	SW 14	SW 17
Fixing bolt	M 3 x 6	M 5 x 10	M 5 x 12	M 6 x 10	M 8 x 16
Torque	0.5 Nm	3 Nm	3 Nm	3 Nm	5 Nm

## 2. TECHNICAL SPECIFICATIONS

### 2.1. GENERAL

#### 2.1.1 Designation Handle

#### 2.1.2 Model Code (also order example)

**Handle - AG - SW 12**

**Designation**  
Handle

#### Materials and type

- AG (01) = aluminium, straight
- ZG (03) = zinc die-casting, straight
- AK (02) = aluminium, cranked
- ZK (04) = zinc die-casting, cranked
- SK (06) = steel, cranked
- SK (26) = steel, cranked long (only SW 17)

#### Width of control spindle square

- SW 06
- SW 09
- SW 12
- SW 14
- SW 17
- SW 22

Other handles on request

#### 2.1.3 Materials

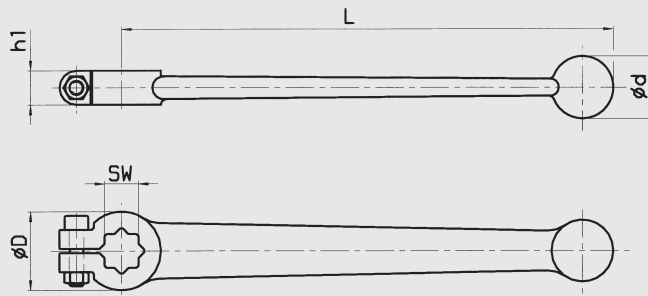
Clamped handle - zinc die-casting or aluminium in straight and cranked versions

Bolt-on handle - steel or zinc die-casting in cranked version only

Surface:  
red anodised or zinc-plated

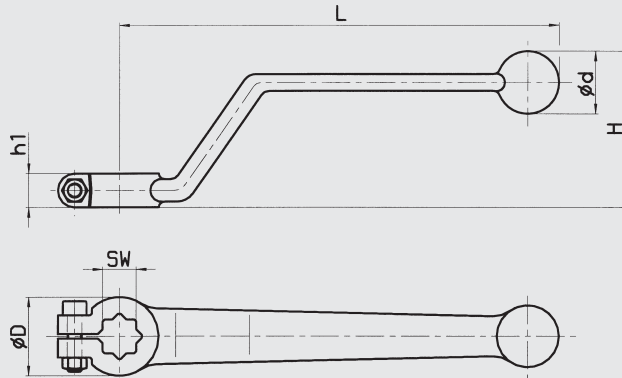
### 3. DIMENSIONS

#### 3.1. STRAIGHT HANDLE - CLAMPED HANDLE



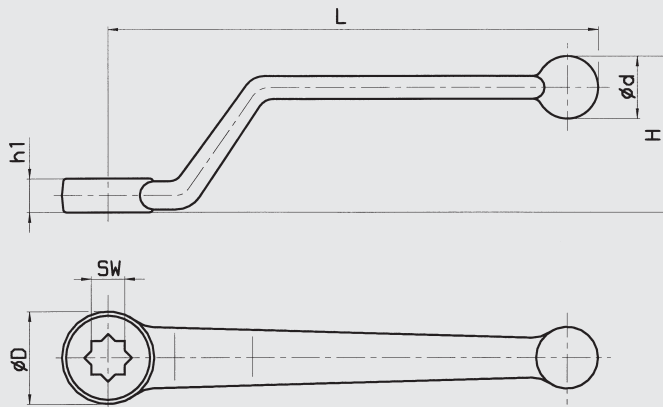
L	D	d	h1	SW	Type	Stock number	Weight (kg)
150	22	15	10	09	ZG (03)	559419	0.090
150	25	20	11	09	AG (01)	270099	0.054
175	28	22	12	12	AG (01)	270100	0.073
200	32	24	12	14	AG (01)	270101	0.096
240	36	26	14	17	AG (01)	270311	0.120

#### 3.2. CRANKED HANDLE - CLAMPED HANDLE



L	H	D	d	h1	SW	Type	Stock number	Weight (kg)
140	41	25	20	11	09	AK (02)	271423	0.054
163	52	28	22	12	12	AK (02)	270381	0.072
183	54	32	24	12	14	AK (02)	270382	0.097
227	55	36	26	14	17	AK (02)	270383	0.120
360	70	44	32	18	22	AK (02)	281604	0.290

#### 3.3. CRANKED HANDLE - BOLT-ON HANDLE



L	H	D	d	h1	SW	Type	Stock number	Weight (kg)	Fixing bolt/washer Stock no.
76	27	16	12	6	06	ZK (04)	554893	0.030	637051
108	28	22	10	9.5	09	ZK (04)	556352	0.053	637052
169	59	31	18	12.5	12	SK (06)	275036	0.280	639387
169	59	31	18	12.5	14	SK (06)	282976	0.275	638601
228	80	34	20	14	17	SK (06)	273662	0.342	638600
306	81	35	22	16	17	SK (26)	561681	0.591	638600
300	75	45	18	16	22	SK (06)	3031969	0.603	616888 / 6005602

### 4. NOTE

The information in this brochure relates to the operating conditions and applications described.

For applications or operating conditions not described, please contact the relevant technical department.

Subject to technical modifications.