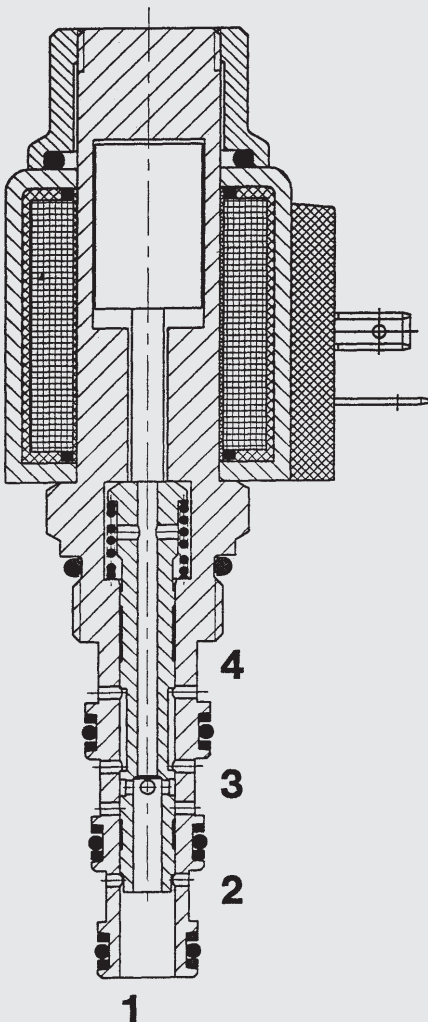


FUNCTION



In the de-energized mode, the valve allows flow from 3 to 4 or 4 to 3 and from 2 to 1 or 1 to 2.

When energized, the valve allows flow from 3 to 1 while blocking 2 and 4.

4/2-Solenoid Directional Valve SAE 8-Cartridge - 350 bar

WK08K-01

SPOOL Type - Direct Operated

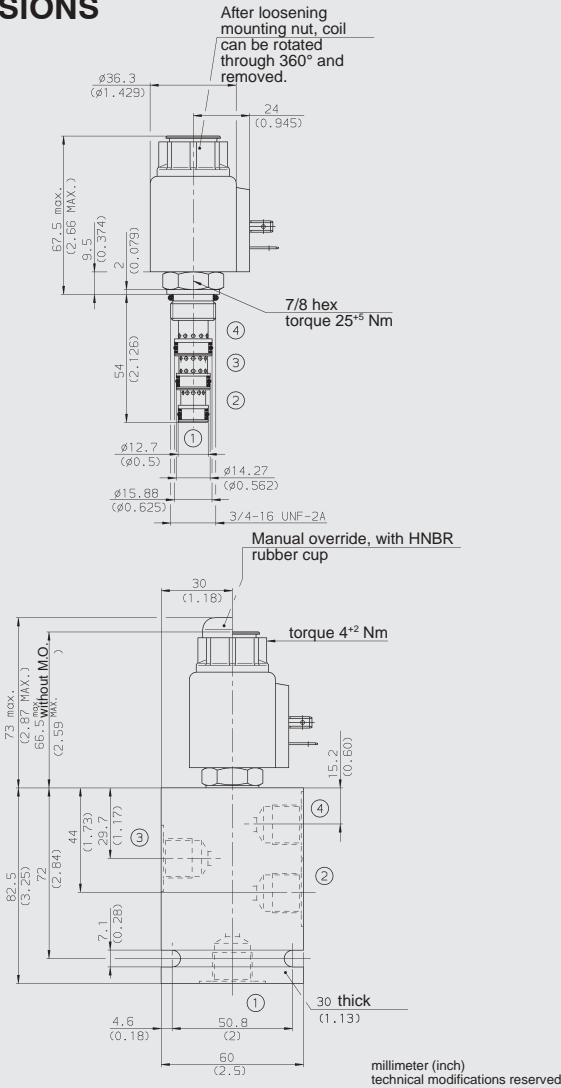
FEATURES

- Wet armature solenoid
- Wide voltage tolerance
- All surfaces zinc-plated and corrosion-proof
- Waterproof design standard
- Wide variety of coils and connectors available
- One piece body design

SPECIFICATIONS

Operating Pressure:	350 bar
Proof Pressure:	520 bar
Nominal Flow:	15 l/min Consult factory for flow ratings above 207 bar
Internal Leakage:	90 cm ³ /min max at 250 bar and 34 cSt
Media Operating Temp. Range:	-20 °C to +120 °C
Ambient Temp. Range:	-20 °C to +60 °C
Coil Duty Rating:	Continuous from 85% to 115% of nominal voltage
Current Draw at 20 °C:	1.5 amps at 12 V DC 0.8 amps at 24 V DC
Minimum Pull-in Voltage:	85 % of nominal
Fluids:	Mineral-based or synthetics with lubricating properties
Viscosity:	7.4 to 420 cSt
Filtration:	Class 21/19/16 according to ISO 4406 or cleaner
Material:	Valve body: carbon steel Spool: carbon steel Seals: NBR (standard) FKM (optional) Steel/Polyamide
Cavity:	FC08-4
Weights:	Valve complete: 380 g Coil only: 190 g

DIMENSIONS



MODEL CODE

WK08K-01 M - C - N - 24 DG

Basic Model

Option

Omission = No Option
M = Manual Override

Body and Ports*

C = Cartridge Only
SB3 = 3/8 BSP ports, steel body
SS6 = SAE-6 ports, steel body
AB3 = 3/8 BSP ports, aluminium body
AS6 = SAE-6 ports, aluminium body

Seals

N = NBR
V = FKM

Coil Voltage

DC

10 = 10 V DC
12 = 12 V DC
24 = 24 V DC
36 = 36 V DC
48 = 48 V DC
110 = 110 V DC available with termination DG only

AC (internally full wave rectified)

24 = 24 V AC
115 = 115 V AC
230 = 230 V AC

Coil Connector

DC: DG = DIN Connector (DIN 43650)
DS = Dual Spade SAEJ858a
DL = Leadwires (2) - 457mm (18") long
DW = Weather Pack Connector on leadwires - 241 mm (9.5") long
DK = Kostal connector
DT = 2-pole AMP Junior Timer plug
AC: AG = DIN Connector (DIN 43650)

Standard models

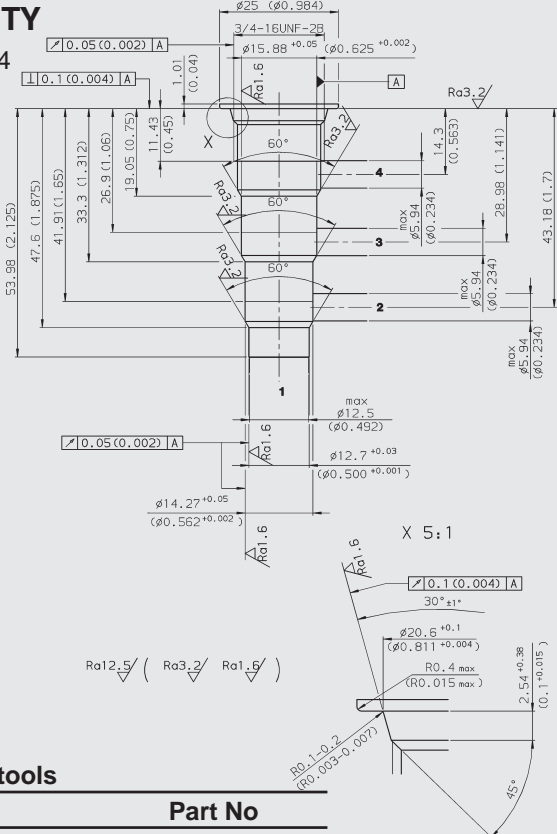
Model code	Stock no.
WK08K-01-C-N-24DG	3021093
WK08K-01-C-N-230AG	3043933

* Standard Line Bodies

Code	Part No	Material	Ports	Pressure
FH084-SB3	563383	Steel, zinc-plated	3/8 BSP	420 bar
FH084-SS6	563381	Steel, zinc-plated	SAE-6	420 bar
FH084-AB3	3011407	Aluminium, clear anodized	3/8 BSP	245 bar
FH084-AS6	3011404	Aluminium, clear anodized	SAE-6	245 bar

CAVITY

FC08-4

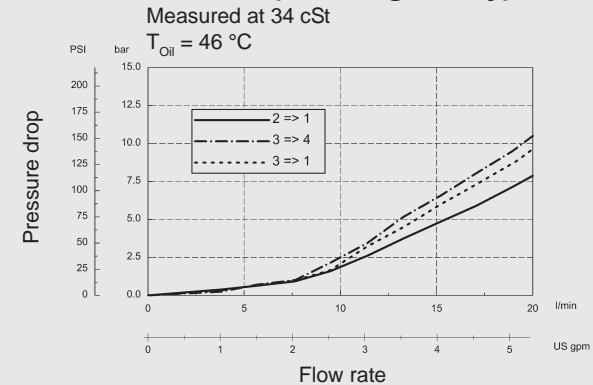


Form tools

Tool	Part No
Rougher FC08-4	in preparation
Finisher FC08-4	in preparation

millimeter (inch)
technical modifications reserved

PERFORMANCE (Cartridge Only)



NOTE

The information in this brochure relates to the operating conditions and applications described. For applications or operating conditions not described, please contact the relevant technical department. Subject to technical modifications.

HYDAC Fluidtechnik GmbH
Justus-von-Liebig-Str.
D-66280 Sulzbach/Saar
Tel: 0 68 97 /509-01
Telefax. 0 68 97 /509-598
E-Mail: flutec@hydac.com