




# Nordhydraulic

Solutions that power your visions

## RS 220 open-centre valve

### for the future



the modern 1/2" electro hydraulic proportional  
remote controlled directional valve from

**Nordhydraulic**

#### **Nordhydraulic AB**

P.O Box 189

(Industrivägen 15)

SE-872 24 KRAMFORS

Sweden

Telephone: Int. +46 612 71 72 00

Telefax: Int. +46 612 71 72 75

E-mail: [info@nordhydraulic.se](mailto:info@nordhydraulic.se)

Web: [www.nordhydraulic.se](http://www.nordhydraulic.se)

**Product information**

**Directional control valve / RS 220**





## Main technical data

Rated flow: 80l/min  
 System pressure: 350 bar  
 Sectional design  
 Parallell and tandem circuit

## RS 220 properties

Open centre circuit design, i.e. robust and reliable, self damping and economical.

The ingenious design of the inlet section provides Q-function combined with el. unloading, making it possible to fulfil current truck loading crane regulations.

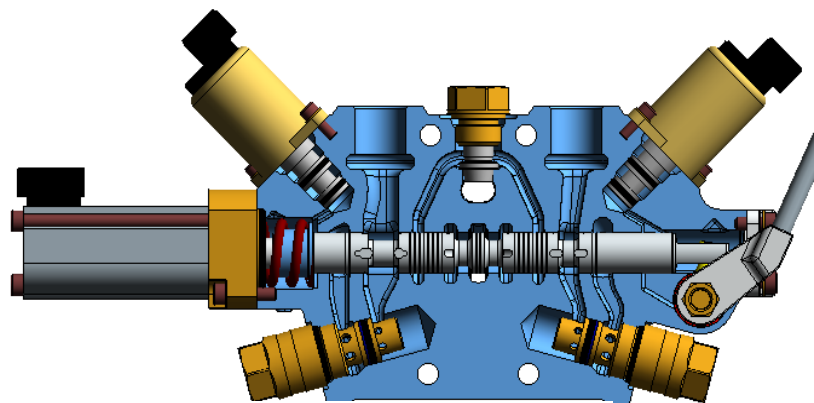
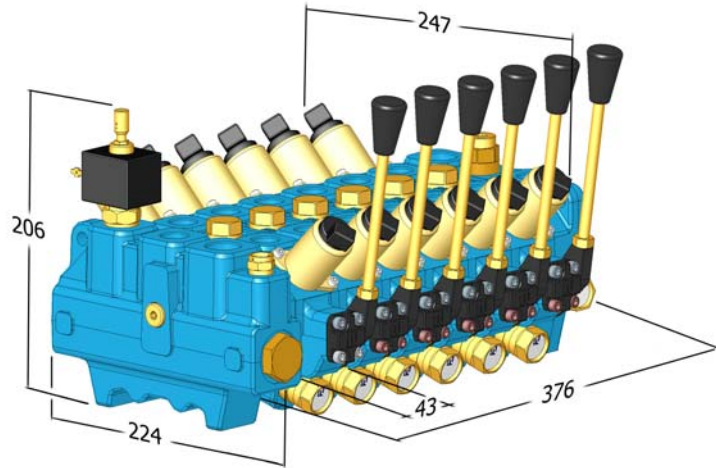
The modern PWM operated integrated solenoid design allows a cost effective and compact construction.

The integrated, highly recognized, Q-function, which greatly improves control characteristics and enhances the advantages of the RS 220 in systems with variable displacement pumps.

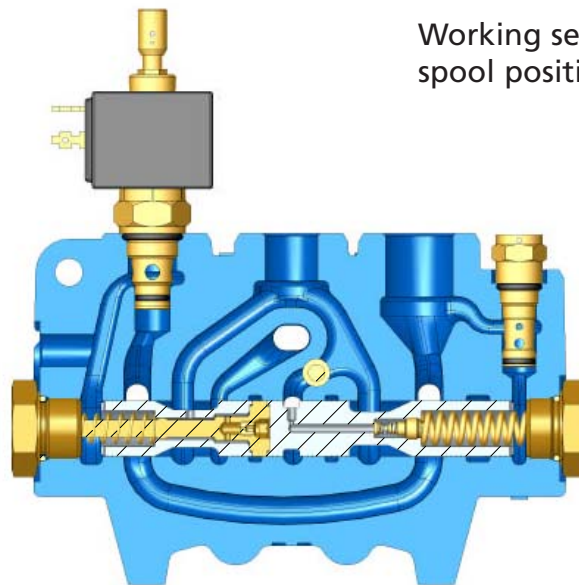
State-of-the-art electronic spool position sensing facilitating modern supervision and safety systems, e.g. in truck loading cranes.

Few components and advanced lever design contribute to cost effectiveness and a reliable function.

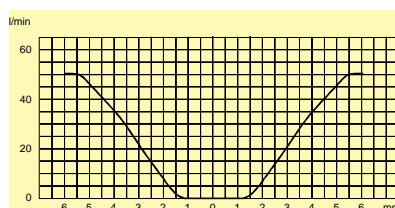
Application optimized spools, for excellent controllability.



Working section, with spool position indicator



Inlet section with Q-function



Typical spool characteristics



Nordhydraulic is an ISO 9001:2000 certified company